

SAINT ANGELA SCHOOL

ALTERNATIVE LEARNING PLAN ASSIGNMENTS

Week of March 30- April 3, 2020

Teacher _____ Mrs. Watson _____ Grade _____ 8 _____

The Alternative Learning Plan Assignments listed below will facilitate continuous uninterrupted learning with assignments based on the academic standards promulgated by the State of Illinois and the Archdiocese of Chicago. Scholars are expected to complete the assignments as described, and submit them when they return to school. That date has yet to be determined. Each Sunday around 5:00 PM, beginning on March 15 until school resumes, your scholar's Alternative Learning Plan Assignments will be posted on our school website. Parents, thank you in advance for your kind and generous assistance in extending learning into the home during this very difficult and trying time. Be safe and God bless!

Hello Eighth Grade! Page down to the very end of this document to see your worksheets.

Math:

Last week we played games, but this week I have a worksheet. I know you working on IXL. I hope these worksheets give you some background information so you may find IXL a little easier. Please answer the questions on a separate sheet of paper and you may use the answer key to help you.

1. Click on the link below to watch a video on how to calculate surface area. We have not done this.
 - a. <https://watchkin.com/f671ea91f9>
2. The second worksheet with the ANSWERS posted below helps you figure out how to calculate the surface area of a prism. You have to be able to imagine the 3D shape as a flat shape to calculate the surface area.

English/Language Arts: This week we will begin a book club **by listening to the audio book "A Long Walk to Water" By Linda Sue Park.**

Since we don't have paper copies of the book, we are going to listen to **the audio book**. I am listening the version that is read by Chris Daniel. I have pasted this week's chapters from the audio book in a link below. I am using Watchkin because it doesn't have ads and takes out the negative comments.

"A Long Walk to Water" switches back and forth between the story of a girl named Nya who lives in the southern part of the Sudan in 2008, and a boy named Salva, who lived in the Sudan in 1985. You will jump from the Nya in the modern day, to Salva in the 1980's. The book has pretty short chapters, so it will take less than 10 minutes to listen to a chapter.

I am looking into some options for us to have a book club meeting online where we can see each other and discuss the book. I will email it to you when I get it working. Here are the links to the story:

Monday: Chapter 1: <https://watchkin.com/322edaf664>

Tuesday: Chapter 2: <https://watchkin.com/0738221fc2>

Bless me, O Lord with good health, and heal all the troubles of my mind, spirit, and body.

Wednesday: Chapter 3: <https://watchkin.com/daf451ed1a>

Thursday: Chapter 4: <https://watchkin.com/6dd665fd32>

Friday: Chapter 5: <https://watchkin.com/1b7905a8ef>

After you listen, complete three activities from the choice board pasted below.

Keep paging down, I made the worksheets larger this week so you can see them.

Bless me, O Lord with good health, and heal all the troubles of my mind, spirit, and body.

READING RESPONSE CHOICE BOARD

Select a reading challenge from the choices below. Be sure that you include textual details in your response.

<p>CHALLENGE #1</p> <p>Make PREDICTIONS. What do you think will happen next in the PLOT? Explain and support your predictions.</p>	<p>CHALLENGE #2</p> <p>Doodle SKETCHES of 4 important characters. Below each doodle write why the character is important.</p>	<p>CHALLENGE #3</p> <p>Give the book you are reading an AWARD (good or bad). Explain why the book deserves the award you created.</p>	<p>CHALLENGE #4</p> <p>Design a MOVIE POSTER for the book you are reading. Write 4+ sentences summarizing the book to accompany the poster.</p>
<p>CHALLENGE #5</p> <p>Write a pretend EMAIL to the author of the book. Share your thoughts on the story. Ask the author questions.</p>	<p>CHALLENGE #6</p> <p>Write about how this book relates to your OWN LIFE. Describe how the characters, settings, and plot connect to you.</p>	<p>CHALLENGE #7</p> <p>Write about a CHARACTER that you admire. What qualities do you admire? What makes the character special?</p>	<p>CHALLENGE #8</p> <p>Think of 3 REASONS why others should read this book. Write 2 sentences to support each of your reasons.</p>
<p>CHALLENGE #9</p> <p>Imagine that you have to give the main character a GIFT. Write about what you would give the main character and explain why.</p>	<p>CHALLENGE #10</p> <p>Draw a MEMORABLE scene from your reading. Write a summary of the scene under your sketch.</p>	<p>CHALLENGE #11</p> <p>Make a TOP 10 LIST of the best parts of the book so far.</p>	<p>CHALLENGE #12</p> <p>WRITE about the book you are reading. Incorporate the following words in your response: favorite, think, curious, happy.</p>
<p>CHALLENGE #13</p> <p>Write a LETTER to the protagonist in the book. The protagonist is often the story's hero. Share your reactions to his or her actions in the book.</p>	<p>CHALLENGE #14</p> <p>Write a NEWS ARTICLE about an important event in the book. Be sure to answer the questions WHO, WHAT, WHERE, WHEN, and WHY.</p>	<p>CHALLENGE #15</p> <p>Create a list of 5 LESSONS you have learned about life from this book. Connect the lessons to events in the book.</p>	<p>CHALLENGE #16</p> <p>Sketch a postcard from a SETTING in the book. Then, write a description of the setting and an explanation for its significance.</p>

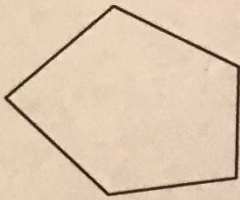
Copyright © 2020 Brain Waves Instruction

Bless me, O Lord with good health, and heal all the troubles of my mind, spirit, and body.

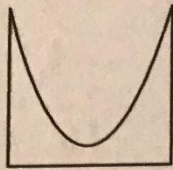
Identifying Polygons

Write whether each figure is a polygon or not a polygon.

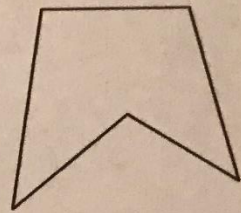
1)



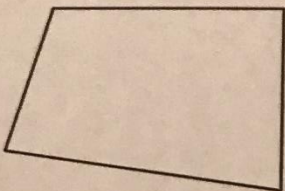
2)



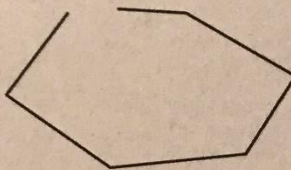
3)



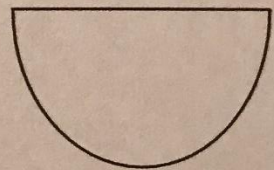
4)



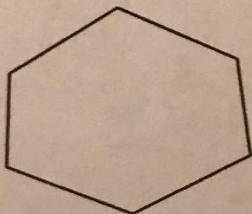
5)



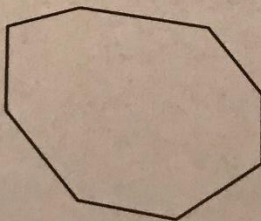
6)



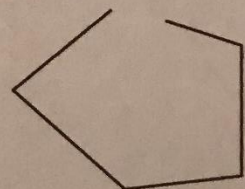
7)



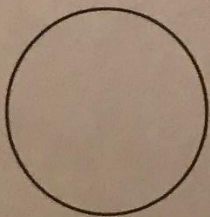
8)



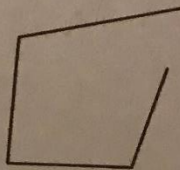
9)



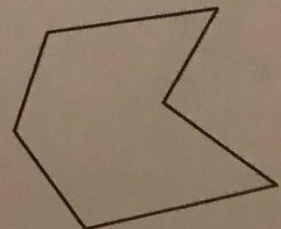
10)



11)



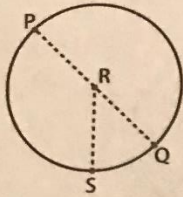
12)



Parts of Circle

Identify the parts of each circle.

1)

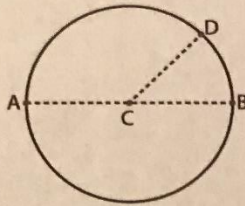


Center = _____

Radius = _____

Diameter = _____

2)

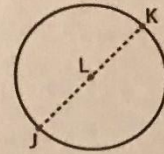


Center = _____

Radius = _____

Diameter = _____

3)

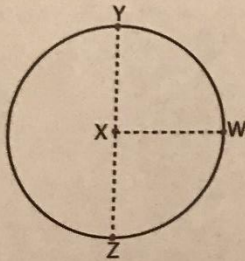


Center = _____

Radius = _____

Diameter = _____

4)

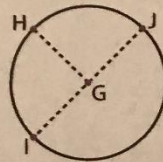


Center = _____

Radius = _____

Diameter = _____

5)

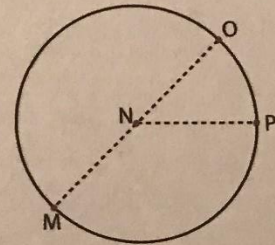


Center = _____

Radius = _____

Diameter = _____

6)

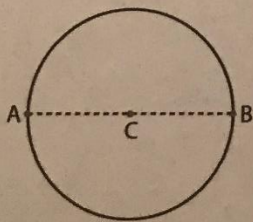


Center = _____

Radius = _____

Diameter = _____

7)

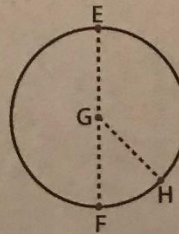


Center = _____

Radius = _____

Diameter = _____

8)

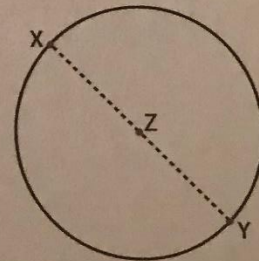


Center = _____

Radius = _____

Diameter = _____

9)



Center = _____

Radius = _____

Diameter = _____